

MONTH EIGHT – BLOCK 32 - SEPTEMBER

This block is called *NINE PATCH VARIATION* and is 4” square finished.

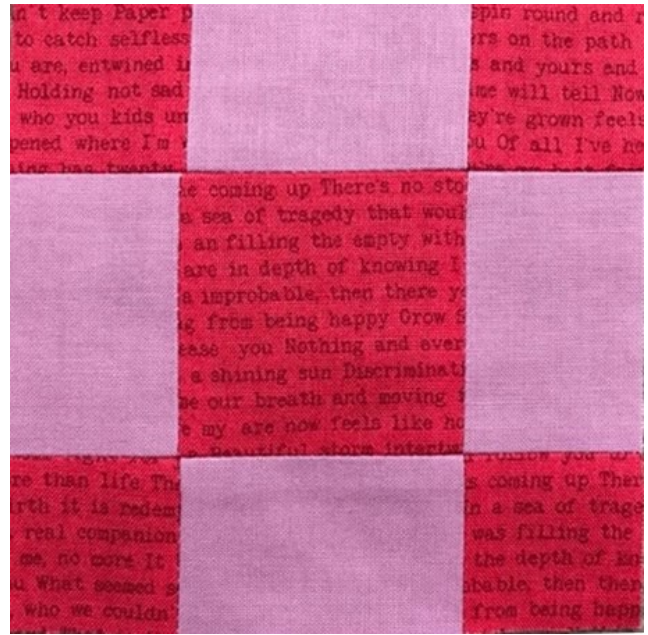
Fabric requirements for this block

This block requires two fabrics, I chose the pink with text and plain lilac

- A and C are pink with text
- B is plain lilac



Cutting

- A – pink with text – cut 4 x 1½” squares
- B – lilac – cut 4 x (1½” x 2½”) rectangles
- C – pink with text – cut 1 x 2½” square



Construction

- Lay the elements of the block out as shown below (left). Attach an A pink with text 1½” square to either end of a lilac rectangle, this is the top row. Repeat to construct the bottom row. Then add a B lilac rectangle to either side of the C pink with text square as shown below (right)



- Join the rows together to form the block

The block is now complete and will measure 4½”square which will be 4” finished.