

SA

Quilters

# I-Patch

September 2024  
Volume 6, Issue 8

A Focus on Quilting



**Festival of Quilts  
Announce the Challenge  
for 2025 - page 9**

*The cover is an example of a donated SA  
Community Quilt—See inside for more...*



**FEATURED QUILTER**  
**Christine Baker**



*See story inside*

**The Presidents plea for SA Community Quilts - Page 8**

**Read about how you can support Kickstart for Kids - Page 18**

- Guild Meetings
- Quilt Shows
- Workshops
- Special Events
- Feature Articles
- Member information
- Latest News

Hello Everyone,

SA Quilters have 2 lighthouse events on their annual calendar - Festival of Quilts in July and Quilt Encounter in September. September is here (hasn't this year gone quickly!) and we are in celebratory mode. Quilt Encounter begins this week, with tutors and students alike being a mix of locals and interstate guests. We welcome them all to what promises, once again, to be an amazing week of fun, learning and catching up with friends. Oh, and let's not forget the frequent visits to the 2 in-house quilt shops. Each year Kerry capably sources some amazing tutors, so we look forward to some great Show and Tell from inspired students.

Staging these major events takes an enormous amount of time, effort and problem solving, so it is timely to acknowledge the hardworking and dedicated efforts of the Quilt Encounter team. Well done to each and every one of you, and we wish you well for the coming week.

At this time of the year too, many of our affiliated quilting groups hold their quilt exhibitions, details of which can be found towards the back of I-Patch. Please consider taking the opportunity to visit as many of these as you can. Speaking from experience, it's great fun organizing a car load of quilting friends and planning on a day/afternoon out. A lot of work is involved in setting up a quilt exhibition and by attending we acknowledge both that effort as well as the skills and talents of other quilting groups.

I've been bitten by the spring cleaning bug - sewing room only fortunately - and I'm committed to moving along some of the numerous UFOs that I've unearthed. Cindy is planning on hosting a UFO swap next year, so I'm working on identifying one that I'm happy for someone else to adopt. We'll publish more details of Cindy's plans soon. Meanwhile I'm in that ghastly mess that one gets in during a deep clean, longing for some semblance of order to return to my cave.

As always, happy quilting

*Chris*

Chris O'Brien - President, SA Quilters

Ph: 0432 483 263

[president.saquilters@gmail.com](mailto:president.saquilters@gmail.com)

**I-Patch** is a digital online newsletter for **SA Quilters** members which is sent out by email on or about the 15th of each month to members' email accounts.

**Communications Team:**

Kathy Rossini  
Chris O'Brien  
Cindy Massey  
Jane Polden  
Ally Baum  
Rhoda Ryan  
Tina Robson

**Guild Patrons:**

Her Excellency the Honourable Frances Adamson AC, Governor of South Australia and Mr Rod Buntin

**Important Links**

I-Patch Editors  
[ipatch.saquilters@gmail.com](mailto:ipatch.saquilters@gmail.com)

Guild Facebook  
<https://www.facebook.com/>

Guild Website  
[www.saquilters.org.au](http://www.saquilters.org.au)

Guild Web Manager  
[saquilters@gmail.com](mailto:saquilters@gmail.com)

Snail Mail submissions:  
Quilters' Guild of SA Inc  
PO Box 993, Kent Town SA  
5071

To unsubscribe please email  
[saquilters@gmail.com](mailto:saquilters@gmail.com)

**I-Patch is the Newsletter of SA Quilters**

**PO Box 993, Kent Town, South Australia 5071**

**Web site:** <https://www.saquilters.org.au/>

**Founding Co-Convenors**

Rachel Dettman and Laine Gardner

**SA Quilters Presidents**

Rachel Dettman, Maree Gebhardt, Josie Fradd, Susan Murphy, Julie Lojszczyk, Nola Pearce, Jenny Loveder, Barbara Hallion, Mary Heard, Sandra Earle, Pip Scholten, Maxine Smith, Raelene Draheim, Candy Walker, Kay Lovell, Vicki Hart, Christine Baker, Chris O'Brien, Heather Ford

**SA Quilters Life Members**

Rachel Dettman, Maree Gebhardt, Josie Fradd, Susan Murphy, Julie Lojszczyk, Nola Pearce, Jenny Loveder, Valda pedder, Margaret Russell, Lessa Siegele, Helen Sparkman, Faye Packham, Claire Pope, Roma Good, Barb Hallion, Noeleen Williamson, Michele Hill, Mary Heard, Jean Deere, Bronwyn Atkinson, Candy Walker, Heather Ridley, Kay Wilson, Otto Windler, Heather Ford, Kerryn Brand, Bronnie Young, Jan Goulter, Maxine Smith, Raelene Draheim, Jill Christian, Keith Holland, Anne Marie Serrano, Chris O'Brien, Vicki Hart

SA Quilters meet on the first Thursday of each month (except January) at 7.15pm for 8.00pm start at Burnside Community Centre, Burnside Town Hall, Portrush Road, Tasmore.

**The aims of SA Quilters are to:**

- To promote the art of patchwork and quilting.
- To provide a forum for quilters in South Australia.
- To encourage the formation and maintenance of quilters' groups within South Australia.
- To seek, encourage and maintain a high standard of design and technique in both traditional and contemporary quilt making.
- To foster and maintain an interest in the history of patchwork and quilting.
- To hold, organise and take part in exhibitions and workshops whether in South Australia or elsewhere.
- To provide information, knowledge and skills with regard to quilt making in South Australia or elsewhere.
- To do such other acts and things as are in the opinion of the organisation ancillary or conducive to the achievement of any one or more of the above objects.

## Contents

| Page  | Content                                     | Page  | Content                                |
|-------|---|-------|--|
| Cover | An example of a donated SA Community Quilt  | 17    | Recipe Corner                          |
| 2     | President's Report                          | 18    | SA Quilters Support Kickstart for Kids |
| 4—5   | September Meeting Details & Quilt Encounter | 20    | 40th Anniversary of SA Quilters        |
| 6     | Featured Quilter—Christine Baker            | 22    | The Royal Adelaide Show                |
| 8—10  | SAQ's Community Quilts Programmes           | 24-27 | Workshops Report                       |
| 12    | Marion Quilters Challenge                   | 28    | SA Quilters Meeting Notes              |
| 15    | Thank You                                   |       |  |

# Next Meeting

---

**Thursday, 3rd October 2024. Doors open 7:15pm for 8:00pm start**

**In the main Burnside Community Centre Hall**

**Welcome address:** President Chris O'Brien

**Guest Speaker:** Elizabeth Chadwick

**Special Event:** Launch Kick Start for Kids – SA Quilters 2024 Charity

**Raffle Quilt:** Modern Mix Quilt (to be drawn on the night)

**Shop:** Mallee Quilts **Web Site:** [Mallee Quilts](http://Mallee Quilts)


**Fat Quarter Raffle:** Traditional

**Show and Tell:** Foundation pieced

**Library:** Available for borrows and returns

**Kitchen open for tea and coffee. Please bring a clean cup.**

If members didn't receive a **40-Year Commemorative Birthday Badge**, please see Peggy at the Welcome Desk or at Sit and Sew or Workshops.



## Quilt Encounter

Quilt Encounter is on this month. If you are unable to attend one of the many inspiring sessions, please remember that you can:

- Grab a ticket to the On the Couch session with Sue Spargo and Jen Kingwell. For ticket details, please see the advert on the following page.
- Visit a session on Tuesday or Thursday at 10am or 2pm. Please email [quiltencounter@gmail.com](mailto:quiltencounter@gmail.com) to book a visit, so you can see what quilt encounter is all about.




Download the August instructions for the Sew Along quilting blocks on the SA Quilters web site here -

<https://www.saquilters.org.au/sew-along/>

Follow participants progress on the 40<sup>th</sup> Birthday Sew Along Facebook page at:

<https://www.facebook.com/groups/882729666919816>

---



# On the Couch With SUE SPARGO & JEN KINGWELL

A great night with two internationally acclaimed and very talented women. Good friends Jen and Sue will be sharing some of their experiences throughout their respective journeys in the quilting world.



**FRIDAY  
20 SEPTEMBER  
7:30PM  
BOOKING  
ESSENTIAL**

-  Feature display of quilts
-  Tickets \$45
-  tea/ coffee and a light supper provided

email Bev/Marg to Book  [quiltencounter@gmail.com](mailto:quiltencounter@gmail.com)  2 Jetty Road Glenelg

# Featured Quilter—Christine Baker

I had been a dressmaker, cross-stitcher and knitter for many years, but in 2012 suddenly became utterly obsessed with quilting. I attended my first Guild meeting that year, on a night when a large cheque was handed to Bedford as a result of Lessa and Faye's mystery quilt kits, and I decided right then that a) I had to buy one of the kits to support this work and b) this was an organisation that I wanted to be a part of.


I have tried as many different types and styles of piecing, applique and quilting as I could find, some of which have really pushed me out of my comfort zone. I get very enthusiastic when I see a beautiful quilt, either in the flesh or as an image, but unfortunately I seem to believe that having bought the kit, or the pattern and chosen the materials, that it doesn't take very long to make and I can go on to the next one – so I have a LOT of unfinished projects!

I do like making bags – something I can put to immediate use. Over the years I have made quite a few, so much so that when I put them all on the bed to photograph them, they more than covered the surface!

I have loved becoming part of the wonderful community of quilters and the extraordinary amount of charity work and looking after one another that occurs. I am of the firm belief that the best way to make good friends in a new town is not just to join an organisation, but to get on the committee.

My 'craft room' is not a room where the craft is done, it's more of a storage facility, while actual crafting occurs in my living room. It can get messy, but I live alone, it's fine!

I have a long-standing ambition to learn all of the crafts that take you from a plant or an animal, to a finished wardrobe of garments and accessories - including shoes! From a cotton plant or a sheep to a finished dress or jumper, from an alpaca to a dyed, crocheted hat or a pair of moccasins. Quilting has been a big piece of that journey for the last 12 years, and I am in awe of the talent and artistry exhibited by quilters all around me. Now if I could just finish some of these projects and clear some space...



*A photo of the many bags that Christine has made (plus her bag loving cat!)*



Join Cindy and Jane as they visit with Christine to talk about her quilting journey. Click [here](#) to watch the video.



850 Lower North East Road  
DERNANCOURT 5075 SA

(08) 83377548  
www.melanns.com.au  
@melannsfabrics



## Quilt Encounter Demo sale

As you heard last meeting, the Quilt Encounter is coming around fast.

Melann's will be loaning 24 Berninas to enable more visitors to participate in this major event.

After Quilt Encounter, these models are sold at the discounted price of **\$1550 instead of RRP \$1699.**

Selected accessory feet are also available at 20% off after Quilt Encounter including:

- #24 free motion foot
- #20 Open toe foot
- #37 1/4" patchwork foot
- #50 walking foot

*Simply contact the shop from now till after Quilt Encounter to secure your B325.*



**SPECIAL INCL MODULE**  
**790 PRO**  
 RRP \$14,999  
**SPECIAL \$13,499**

# SAQ's Community Quilts Programmes

## IMPORTANT INFORMATION REGARDING SAQ's COMMUNITY QUILTS PROGRAMMES

SA Quilters has had a Policy Statement for some time now with regards to what each of our Community Quilts programmes require. This is available on our website (<https://www.saquilters.org.au/community-quilts/>), has been previously published in I-Patch and Kathy has recently uploaded it onto some of our Facebook pages.

Our Quilts of Love programme is doing well in terms of this policy as the quilts Jill receives are completed ones. She most successfully adopts a 'Quilts In/Quilts Out' strategy.

Comfort Quilts and Flinders Kids have been less successful with the 'Quilts In/Quilts Out' strategy, with donations of unfinished quilts sometimes overwhelming us. In mid-July, for example, I had 50 unquilted quilt tops to quilt for Flinders Kids and around 30 panels needing borders and quilting. Some were quilt tops made by friends with whom I have an arrangement, but the majority find their way to me via donations from various sources. I'm working my way through those tops with the help of Barb from Jack n Jayde Sewing Centre and I'm down to around 35. The Wednesday Sit and Sew group stepped up and took home the panels, which will start to come back soon and accelerate my 'to quilt' list again!

The issue with being given quilt tops is that the predominant financial burden for completing these quilts falls on the Comfort Quilts and Flinders Kids convenors to source batting and backing. Both of which are expensive, and we have limited funds with which to work.

Sadly, it's time to draw some lines in the sand, so here is an outline of where we go from here regarding donated quilt tops and donated fabrics. The most important issue will be the need to limit the size of quilt tops that we can receive. For decades Lessa's Bedford group have made quilts around 48-50" square and we need to move towards adopting this much more economical approach within Comfort Quilts. Flinders Kids quilts are now 40 x 48". 40" widths often allows us to use regular width fabrics for our backings. 48 - 50" width quilt tops inevitably mean that we need to be creative in making backings a suitable size, which takes time.



*One of the many donated quilts by SA Quilters*

So what options will those of you who have larger quilt tops to donate now have? You'll be able to

- donate it to us along with suitable batting and backing,
- get it edge to edge quilted by a longarmer or yourself and then donate it, or
- move your quilt top on to a group that has the necessary resources to complete it. To pre-empt the next question – no, we don't know who these groups might be!

In the past, several of our affiliated groups have successfully applied to their local council for a grant to cover batting and backing – the smallest grant I believe to be around \$700. So that is something that your group might like to consider applying for.

The other issue that I have, as Flinders Kids convenor, is managing the regular inflow of donated fabrics. I reached overwhelm stage about 2 months ago with around 10 x 50 litre tubs filling my garage. *(Article cont. next page)*



# SAQ's Community Quilts Programmes (Cont.)

Since then, thanks to Heather Ford and her electric Go Cutter, the After Dark Quilters, the Wednesday Sit and Sew Group and the Leadership Team I have reduced that considerably by having dozens of you cut fabric into a range of squares and tumbler shapes. Thousands of them. All of which the Marion Quilters and Stitchers in the Hills groups are happy to accept and slowly work their way through in making quilts.

The line in the sand here is that I will no longer accept children's fabric donations, so I need to be able to identify a couple of our affiliated groups who are willing to take in these fabrics to make up quilts. If your group would like to be the recipient of any donations of children's fabric please let me know who your contact person will be because my future response might need to be: Please take it to your nearest op shop.

Comfort Quilts are still happy to receive fabric, preferably in reasonable lengths, but please don't use this option as an opportunity to off-load your less than desirable fabrics. We try to always be mindful that the quilts that we give go to people experiencing challenges in their lives and our aim is to give them the nicest possible quilts.

Finally, with my President's hat on, I'd like to acknowledge the amazing and generous support that South Australian quilters provide to our three community quilts programmes. Thank you one and all.

Chris O'Brien

**FESTIVAL OF QUILTS**  
In association with: *Craft Alive*

We are pleased to announce  
the 2025 theme:  
**CHRISTMAS IN JULY**  
New dates:  
**11th-13th July 2025**

**Important note:** The July 2025 SA Quilters members meeting will be held on Thursday 10th July when Festival awards will be presented to winners.

# Examples of Donated Community Quilts

---



# Dare to Differ Exhibition

---



**Dare to Differ**

19 September 2025 to 19 October 2025

To be held at Gallery M

Marion Cultural Centre

287 Diagonal Road, Oaklands Park

The exhibition will showcase Australian contemporary quilts predominantly fibre and composed of at least two distinct layers, stitched together throughout the quilt. They will be innovative, original and of course “Dare to Differ”.

Please [click here](#) to discover more about the exhibition and the conditions of entry.

For any further information email:

Sue Knuckey

Convenor of the “Dare to Differ” Exhibition

Email: [Dare to Differ](#)

<https://gallerym.com.au/> <https://www.bernina.com/en-AU/Home-Australia>.

---

## For Sale Bernina 750QE \$1000

Bernina 750QE (purchased 7/2/2013 from Otto and Penny’s Sewing Centre)

10” throat space, Bernina Dual Feed, jumbo size bobbin

Comes with #97D Patchwork foot plus standard feet and accessories. Nearest current equivalent in Bernina 7 series is B735.

Stitch count **7740071**

Downsizing to a smaller machine

Phone Pip **0419 198 797**





# Marion Quilters challenge!

The challenge for Marion Quilters this year was based on an exercise that Modern Mix has done recently as a group. As we thought (incorrectly as it turned out), that it was our 40th birthday, we were to go to page 40 in the magazines provided and find an inspiration from that page.

We were given the challenge late last year with the results to be finished and presented at our birthday meeting (actually our 39th) in August 2024 along with the inspirational page from the magazine.

The challenge was completed by most of the members of Marion Quilters Circle and the results were amazingly talented, spectacular and very diversified.




Kathy showing the inspiration of a John West advertisement and the resulting table runner in red.



Margaret used her magazines page 40 to inspire the components to make a sensory mat for charity.



Elaine showing her inspirational page of birds and the resulting apron.



Alison showing her inspiration of the Prince of Wales keeping glamorous company.



Di made a gift quilt to give away. (The page 40 was in a quilting magazine!)

Noreen found some beautiful owls for inspiration on page 40.



Jen found a heart cookie pictured on page 40 to combine the challenge with her FOQ red and white quilt entry.





Tinnika showing her inspiration page and her finished mug bag.



Julie got a map on page 40 saying—win the trip of a lifetime and made a travel bag from souvenir tea towels.



Mary made a house (left) and is presenting Tina's crazy patchwork cushion (right)



Joan found on page 40 of "Quilts and Enchanting Homes" a beautiful project of an embroidered bag.



On page 40 Beth got a story of a man who had been arrested for a crime pictured next to a kennel, so she made a Clifford red dog cushion.



Joan also presented Barb's, Christmas star mat as Barb was unable to attend.



Ann got a picture of a chicken recipe on page 40, so she made a gorgeous chicken.



Carmon found a picture of a bird and made a 3 dimensional copy of a bird to hang up.

It was wonderful seeing such a high level of participation from the group and all the different inspirations and outcomes that the Marion Quilters came up with. It was a wonderful fun filled meeting. I wonder what our next challenge will be?



Dear SA Quilters,

It's our **10th** birthday and to celebrate, we have a little pressie for you!

Sign up to a new subscription before the end of September  
and **get three months free** plus  
a chance to share in **over \$4000 of prizes!**

Your subscription begins with the current issue so you can start reading today! Plus as a subscriber you will ...

- get a new issue of the world's best quilt magazine, full of quilting inspiration every two months, including our special 60th issue!
- read on the go – on the computer, on your tablet or phone
- have quality quilt patterns at your fingertips, articles to inspire, and columns full of practical advice to improve your quilting skills
- read a magazine that's created by Aussie quilters (and an *SA Quilter!*), for quilters just like you, and,

join our growing community of thousands of quilters from over 70 countries around the world and make quilts you and your families will love!

[Click here to sign up](#)



The fine print: Join today and get your first three months FREE. After the trial period, your subscription will convert to a paid Annual Subscription, charged at \$60 each year but you can cancel any time, no questions asked. What are you waiting for? Come and celebrate with us!

**Have a question?** Email Lara Motta at [lara@makemodern.com.au](mailto:lara@makemodern.com.au)

# Thank You

---

The following is a message from Julia Dalton at the Northern Aboriginal Birthing Program at the Lyell McEwin Hospital:

I would again like to express my genuine thanks to the quilters who have made such beautiful quilts for our Aboriginal and Torres Strait Islander families.

My team and I feel so proud to present each quilt to new mothers/babies. The women are ALWAYS delighted and thankful for the quilts and it makes them feel special and loved. Women who come from regional areas, are often very frightened. A gift such as your quilts is precious to them and makes them feel that coming to NALHN to birth is not so bad.

Please pass on our collective thanks and appreciation to the wonderful quilters.

Ngaityalya

(Karuna—Thank you)

Julia Dalton



## CAN YOU HELP?

In recent weeks we have received two requests from families who would like to commission a quilter to make up memory quilts from the clothing of deceased grandparents.

If you would like to take on such a commission (and please don't sell yourself short!) please let us know and we will put you in contact with the families.

Email: [saquilts@gmail.com](mailto:saquilts@gmail.com)



SILVER CITY QUILTERS  
PRESENT THEIR  
**BIENNIAL  
EXHIBITION**

SATURDAY 5TH & SUNDAY 6TH OCTOBER 2024  
10:00AM - 4:00PM, TRADES HALL IN BLENDE STREET

**ENTRY: GOLD COIN DONATION (INCL DOOR PRIZE)**

MORNING/AFTERNOON TEA OR LIGHT LUNCH AVAILABLE  
RAFFLE TICKETS: 50% PROCEEDS BENEFITING STEWART HOUSE

TRADING TABLE / QUILTS (& MORE) FOR SALE  
VISITING SHOP: KORNACRAFT SEWING CENTRE (GAWLER SA)

 /SILVERCITYQUILTERS



# Recipe Corner—Pecan Slice

---



## **INGREDIENTS:**

- 25 Jatz biscuits finely crushed
- 200gm pecan nuts chopped roughly
- 5 egg whites
- 1 cup caster sugar

## **METHOD:**

- Whip egg whites to stiff peaks, add caster sugar slowly.
- Fold in pecan nuts and Jatz biscuits with egg whites and caster sugar.
- Spread evenly into base of baking dish lined with baking paper.
- Bake in fan forced oven at 130 degrees (Celsius) for one hour.
- Allow to cool.

Cut into squares then top with whipped thickened cream and grated chocolate. ENJOY

---

## **New SA Quilters Member**

Jenny Kloss

---

**A4 EPP TEMPLATES**

Download and print digital EPP templates. South Australian designed and arranged in a repeat pattern grid for ease of cutting and minimal waste.

A range of shapes and sizes are available. Please message the GenkiMade Etsy store if you require anything created.

[www.etsy.com/shop/GenkiMade](http://www.etsy.com/shop/GenkiMade)

**genki  
MADE**



This year SAQuilters is supporting Kickstart for Kids. Below is some information about how the Kickstart for Kids charity supports disadvantaged kids at Christmas time. To support this charity, SAQuilters will be collecting goods at the December 5 meeting, 2024. All donations are preferred at the December meeting, however if you are unable to attend this meeting, and would like to donate, any donations can be left at any meeting or at any Sit and Sew held before the end of November.

While Christmas is an exciting time for many kids, it is particularly hard for the disadvantaged children who struggle to see the joy in the festive season like their peers do. That's why the Camp Kickstart December school holiday care program is so important.

KickStart for Kids' dedicated team of volunteers provides children aged five to thirteen with the opportunity to have fun in the holidays. They achieve this by providing transport to and from home with a number of excursions and a range of exciting activities to enjoy, including arts and crafts, bouncy castles, cooking classes and more.

**However, the children attending Camp KickStart are in desperate need of NEW clothing for summer.**

**These do not have to be expensive and can cost as little as \$3 from Kmart, Big W, Best & Less and Target.**

#### ITEMS NEEDED

##### Socks

Boys & Girls – Sizes 13-1, 2-8

##### Shoes

**(sneakers, slides, ballet flats)**

Boys & Girls – Sizes 11, 10, 9, 8, 7, 6, 5, 4, 3

##### Summer Pyjamas

Boys – Size 8 to 16

Girls – Size 8 to 14

Please note donations must be NEW, not second-hand. As mentioned clothing items can cost as little as \$3 from Kmart, Big W, Best & Less and Target.



## For Sale

Model: Bernina 735

Cost: \$3200-00

Telephone: 0432 483 263



2024



## RURAL ROUNDUP

 Nuts about Quilting 

Host **Barmera Lake Bonney Quilters**

**SATURDAY OCTOBER 26<sup>TH</sup>**

**BARMERA 10.00 - 4.00**

Location: Riverland Field Days Events Centre

Field Day Drive off the Sturt Highway between Barmera and Monash, GATE A, follow bitumen, Gate 7 and straight ahead, parking on grass

GPS S 34.14.535 E 14.29.757

DEMOS

4  
SHOPS

Catering: have you notified any food allergies? Do so now!

If anyone registered can't attend please let Julie know ASAP, we have many on the waiting list desperately wanting a spot!

Contact: Julie [plushjulie@hotmail.com](mailto:plushjulie@hotmail.com) 0438 837 307

# 40th Anniversary of SA Quilters

---

As we continue to celebrate 40 years of SA Quilters, we have trolled back through the archives and found an article from the first edition of the newsletter published in May 1984. This article was written by Jude Adams.

Why form a Quilters Guild? Can't we all just get on with making our quilts at home? Do we need a formal association? What role will the Guild play? In answer to the above, I believe that it is a basic need of people who have an interest in the same art/craft/skill, to meet together and share their common interest and to establish a bond with one another. The Quilters Guild can become a focus or forum to exchange skills, ideas, and experiences. As an organised group, we can achieve tasks that are impossible for individuals, for example we can arrange workshops or invite guest speakers (even from interstate or overseas!) with a particular quilting expertise.

Quilting, as a craft, occupies a unique position. Firstly it is an accessible medium, many people from all different situations and backgrounds can make quilts (eg the quilts from as widely differing places as Africa, America, Europe and Chile)

- as a bed-cover or clothing, quilts can be utilitarian, but as a wall-hanging their main purpose is as decoration or as a 'painting'
- a quilt can be made by many, or by one
- quiltmaking has traditional forms but can accommodate new directions
- materials can be costly – or cost next to nothing!
- quilts can combine a diversity of sewing and design techniques
- a quilt can portray virtually anything you want it to say; it can convey a feeling, an idea, a realistic picture, it can be traditional or contemporary

I would hope that the Guild would see it's role as encouraging this wide range of activity, emphasising diversity rather than following a narrow path. Further goals I would like to see the Guild encourage are: firstly the development of an Australian tradition in quilting and quiltmaking and secondly the development of group and/or theme projects

.....Community projects involve more people, both as audience and participants, than could normally have access to the particular art or craft. I believe that quiltmaking is particularly suited to this form of activity and I think it'd be exciting if the South Australian Quilters Guild was able to take the lead in this. Well, those are my hopes for the Quilters Guild. You may have other ideas

# 40th Anniversary of SA Quilters

---

1st Public Meeting – March 29th 1984 (attendance 36), formation of Steering Committee (informal meeting January 84)

1st AGM – May 2nd 1985 with presentation of Constitution for approval

## Steering Committee

|                                      |   |
|--------------------------------------|---|
| Co –Convenors                        | Rachel Dettman<br>Elaine Gardner  |
| Co-Treasurers                        | Julie Abbott<br>Deidre Scott  |
| Co-Secretaries                       | Diane Richards<br>Lesley Morris   |
| Publicity & Exhibitions<br>Committee | Ing Schwerdtfeger<br>Sally Plummer<br>Anthea Martin<br>Robyn Messner<br>Beryl Norman<br>Marilyn Jeffs<br>Maggies Woodroffe<br>Betty O'Brien<br>Maree Gebhardt<br>Jean Lange<br>Jude Adams |
| Editors                              | Jude Adams<br>Ing Schwerdtfeger   |
| Typist                               | Margaret Russell  |
| Newsletters                          | 1 – May<br>2 – June<br>3 – August<br>4 – November   |
| Advertising                          | Full page \$50<br>½ page \$25<br>4 issues per year guaranteed   |
| Advertisers                          | Ferrier Fabrics<br>Merediths Home Crafts<br>Mackellars Drapery<br>Pastiche Adelaide<br>From Lois with Love Fees   |
| Membership                           | initially \$10 for 6 months<br>Then \$5 joining fee & \$15 annually   |
| Meetings                             | 1 st at Contemporary Arts Society (29/3)<br>2 nd – 5th at Arts Council of SA<br>6 th -10th at Gartrell Uniting Church   |

# 40th Anniversary of SA Quilters

|                      |  |
|----------------------|--|
| Meetings             | 1 st at Contemporary Arts Society (29/3)<br>2 nd – 5th at Arts Council of SA<br>6 th -10th at Gartrell Uniting Church                      |
| Last Thursday 7.30pm | Steering committee meeting   |
| 1 st Thursday 8pm    | General Guild meeting<br>Daytime sewing meeting  |
| Groups mentioned     | Camden Quilters (1981)<br>Yankallila (1st Exhibition 7/10/84)<br>Daytime sewing at Gartrell  |
| Other events         | Quilting Bee – Self Portrait initiative<br>Sydney 2nd Exhibition<br>AQA Melbourne 3rd Exhibition<br>Crafts Council City/Country Conference |
| Exhibitions          | Suitcase<br>Royal Show   |
| First Speaker        | Margaret Rolfe – May 24th (attendance 50+)<br>“Patchwork in Australia”<br>Fullarton Park Community Centre, Admission \$1 with supper       |

## The Royal Adelaide Show

The Royal Adelaide Show is over for 2024 and hopefully you were able to visit the beautiful quilts on display. There were a large number of entries from the talented SA Quilters members. It would be remiss of us not to thank those who displayed their quilts in what was a well received display. Congratulations to all the prize winners, especially SA Quilter, Zara Zannetino who took out the Best Overall Exhibit in Quilts with her amazing “Bedazzled” quilt.

Miss Charli is a junior member of SA Quilters. Without telling Charli, her mother entered one of her quilts into the Royal Adelaide Show. Whilst casually checking out the Junior Textiles section at the show, this happened..... (and a prize winner as well). Congratulations Charli .

It is awesome to see a photo that captures the unbridled excitement that a quilter feels when they see the quilt that they have worked so tirelessly to complete, on display to the public as a prize winner.



# Quilt Display 2024



Tea Tree Gully Quilters Inc

present

## Magic of the Bush

### Tea Tree Gully Library

*571 Montague Road, Modbury*

**Fri 25<sup>th</sup> Oct 9.00am to 5.00pm**

**Sat 26<sup>th</sup> Oct 10.00am to 5.00pm**

**Sun 27<sup>th</sup> Oct 11.00am to 3.00pm**

**Free Admission**

### Raffle Quilt

Designed, made and quilted by  
members of the TTG Quilters Inc.



# Workshops Report

---

## Bronwyn Cant – Filling in the Gaps – 2 days 3<sup>rd</sup> & 10<sup>th</sup> August, 2024

We were fortunate enough to experience another one of Bronwyn Cant's brilliant workshops, Bronwyn certainly is incredible - so very talented. Everyone had a wonderful time making their amazing projects - such great achievements. I am sure that everyone that attended the workshop left after their second day feeling very proud of the projects they completed. There were so many creative combinations of colours and styles. Bronwyn really is so inspiring and a brilliant teacher. Bronwyn was very patient and helpful – she went to great lengths to make everyone feel included and at ease during the day answering every question and solving any problems.

It was brilliant to see all the different colour combinations and styles and they all turned out great. Some of the students felt way out of their comfort zones to begin with but feedback from them was it was a brilliant workshop and they learnt so much. Bronwyn provided so many valuable and inspiring ideas, hints, and suggestions – her quilting vision and creativity is nothing short of incredible.

Thank you also to our amazing Angels who provide morning and afternoon tea and endless cups of tea and coffee – workshops would not be the same without you.

Some of the feedback from the students included:

Once again very inspiring, so much learnt - a great workshop to extend your skills

Fabulous, really did help to complete/add to previous workshop - Fabulous - Bronwyn was really, really fabulous  
Bronwyn presented enough to get us started and inspired for what is always difficult to share 'ideas' and creativity. Followed up individually with each of us and did a second talk - 2 well managed days.

A great new technique

Well outside of my comfort zone, so very good to be stretched

This was so stimulating and inspiring. So happy I came along, I will be signing up for anymore workshops with Bronwyn Cant.

Bronwyn was excellent - a creative approach to quilting

Fun and relaxed. Really appreciated tutor giving us a fun pack of fabric enabled me to be free to experiment and play. The sessions took me to new levels of confidence and wanting to try new ideas.

I know a lot of people felt this workshop was not for them – that it was totally out of their comfort zone and some of the participants feedback regarding this was: -

Thank you for bringing Bronwyn Cant to do a workshop – without a set 'project' its always difficult to attract participants but that is the nature of this type of workshop and it is very much appreciated.

I think the workshop could have been sold better in that it was a stand-a-lone you didn't need to have done last years workshop. At first, I was scared I would be behind as I hadn't done the first workshop, I was quickly put to ease.

My thoughts on this are – never be afraid to try something you have never done before – even if it is not your style of quilting and especially if you think it is way out of your comfort zone – you will always learn something new – and everyone who attended this workshop went away from the workshop with lots of newly learnt skills. This is essentially what workshops are all about – learning new things, opening yourself up to new ideas and creativity advancing your quilting journey with something totally new.

**Upcoming workshops** – book soon so you don't miss out

21 September, 2024 - Jemima Flendt from WA – Trinket Boxes

12 October, 2024 - Sue Knuckey – Baby Stars

09 and 16th November, 2024 – 2 days with Suzanne Gummow – Lace Flowers



# SA TRINKET BOX QUILT with Jemima Flendt

**WHERE:** Vermont Uniting Church Hall  
576 Cross Road, South Plympton

**WHEN:** Saturday, 21st September 2024

**TIME:** 9.30am to 4.00pm

**COST:** \$125 - SA Quilters members per day  
\$145 - Affiliate Group members per day  
\$165 - non-SA Quilters members per day



Jemima Flendt

**SA QUILTERS WORKSHOP CODE: JF24**

**Note:** increased fee on this workshop to cover travel and accommodation costs



Learn how to Machine Appliqué this beautiful Medallion style quilt.

If you are new to Appliqué, then this design will be perfect to learn how to do this technique or for those who are already proficient in this skill will be able to work through making the blocks for this striking design.

I will take students through how to appliqué and then through to laying out their blocks and machine appliquéing it.

Once students are confident sewing, they can continue making more blocks for their quilt.

**Skill level - Beginner.**



*Tied with a Ribbon*

**JEMIMA FLENDT**

Email - [tiedwitharibbon@gmail.com](mailto:tiedwitharibbon@gmail.com)  
Website - [www.tiedwitharibbon.com](http://www.tiedwitharibbon.com)  
Instagram - @tiedwitharibbon

Extra charges payable direct to Jemima on the day of the workshop.

**Kit costs:**

- Pattern \$20.00
- Template Set \$30.00
- Total: \$50.00**

Go to the Workshops page on the SA Quilters web site For details on how to register including application form. Click on [Workshops](#).

# SA BABY STAR QUILT with Sue Knuckey

**WHERE:** Vermont Uniting Church Hall  
576 Cross Road, South Plympton

**WHEN:** Saturday, 12th October 2024

**TIME:** 9.30am to 4.00pm

**COST:** \$ 85 - SA Quilters members per day  
\$105 - Affiliate Group members per day  
\$125 - non-SA Quilters members per day



Sue Knuckey

**SA QUILTERS WORKSHOP CODE: SK24**



The gift of a quilt to family or friends upon the arrival of a new baby is a beautiful gift made with love.

This class will teach you how to make the *Baby Star Quilt*. It looks complex but Sue will show you tips and tricks to easily achieve a fabulous result.

The class is suitable for beginners, intermediate or experienced quilters.



Go to the Workshops page on the SA Quilters web site For details on how to register including application form. Click on [Workshops](#).



# LACE FLOWERS

## with Suzanne Gummow

**WHERE:** Vermont Uniting Church Hall  
576 Cross Road, South Plympton

**WHEN:** Saturday, 9th November 2024 and  
Saturday, 16th November 2024

**TIME:** 9.30am to 4.00pm

**COST:** \$ 85 - SA Quilters members per day  
\$105 - Affiliate Group members per day  
\$125 - non-SA Quilters members per day

**SA QUILTERS WORKSHOP CODE: SG24**



Suzanne Gummow



Have you ever wanted to create your very own original lace fabric flowers? If so this workshop is for you! You will create flowers with different lace techniques. This is a creative approach that will enhance your art quilts or collages.

Each person will end up with a variety of small individual flowers; some for quilts, collages or clothing, others for brooches etc.

Hand and machine stitching will be involved.

Suitable for all levels.

So come along and have fun.



Go to the Workshops page on the SA Quilters web site For details on how to register including application form. Click on [Workshops](#).

# SA Quilters Meeting Notes

Thursday  
5 Sep 2024

President, Chris O'Brien, welcomed 112 members, guests, friends and visitors to the SA Quilters September meeting. Nola Pearce received the President's Encouragement Award for her beautiful hand pieced English Paper Pieced quilt top. Aileen Wright was the lucky winner of the door prize. Our thanks to Kerry from the Rural Stitch Company for donating prizes for the six lucky raffle winners.

Our sincere thanks to Kerry from the Rural Stitch Company from Bool Lagoon (between Naracoorte and Penola) which was the September feature shop at the SA Quilters meeting. Find out more about Rural Stitch Company on the web site [here](#).

The guest speaker at the SA Quilters September meeting was Fiona Stuart. Fiona presented a selection of beautiful quilts designed and created by her friend, the late Marcia Watt. Fiona told us about Marcia and her love of quilting and teaching. We were honoured to have many of Marcia's family present at the meeting and thank them for sharing Marcia's quilts with us.



Kerry from Rural  
Stitch Co



Marcia Watt  
12/1/1951– 25/10/2023



Some of Marcia's quilts



SHOW AND TELL  
Nothing is to scale here



Jan visited from Brisbane



Candy's baby quilt



Nola hand pieced this top



SA Quilters commits to supporting women and children in need in the annual charity. The chosen charity for 2024 is Kickstart for Kids. They are specifically asking for shoes, underwear, summer clothes, socks, sanitary items (tampons/pads etc). Please - no toys or stationery items.

We thank our members who so generously donate each year and ask that you consider purchasing an item in your weekly shopping. Bring them along to the meeting in December where they will be collected for delivery to Kickstart for Kids.



Carolyn's table runner - her first hand quilted project



Lesley's Shopper



Purple Patch Quilters

# YOUR BIRTHDAY GIFT FROM SA QUILTERS



All individual members of SA Quilters are entitled to receive a 40 year commemorative badge, available for collection at SA Quilters monthly meetings.

## FOR SALE - Bernina 475 QE Kaffe Edition and accessories

Includes:

- Walking and Stitch in the ditch foot
- Free motion foot
- Quarter inch foot
- Hard Shell Presser foot storage
- 6 extra bobbins
- Matching soft machine cover
- Knee lever and more

In South Australia but happy to post at buyers expense. Originally purchased from Otto's.  
Pick up Flinders Park. Cash or Bank Deposit.

**For sale for \$3,400.00 (includes \$500 of extras).**

**Phone or text Sarah on 0437 760 116 .**



# SHARED STITCHES QUILTING GROUP OF MANNUM

*We welcome you to join us at our 2024 Exhibition*

## Creative Quilting by the River

**WHERE :** Mannum Leisure Centre  
Next to the Council Offices at  
51 Adelaide Road.

**WHEN:** Saturday 5th October and  
Sunday 6th October from  
10 am until 4 pm each day

**WHY:** We are raising funds for vital  
equipment for Mannum C F S

**ENTRY:** \$ 5.00



*What else do we have lined up for you ?*

- ◆ A Raffle 1st Prize a Queen Size Quilt Valued at \$800  
2nd Prize a Grocery Hamper to the value of \$200  
Raffle will be drawn at approx. 3pm Sunday  
All winners notified that day  
Tickets \$ 2.00 each
- ◆ A Trading Table
- ◆ Light Refreshments Available
- ◆ A Display of over 50 of our own Quilts
- ◆ Plus a Display of Quilts to be donated to Charity
- ◆ A Quilting Shop in Attendance - Y P Quilting from Moonta
- ◆ A Display of over 30 Antique or Older Sewing Machines.
- ◆ Wheelchair access available



*Looking forward to seeing you in our beautiful town of Mannum*

..... Cash preferred but Eftpos will be available .....